



THE WORKFORCE SURVEY

Medical Council of New Zealand, May 2016



TE KAUNIHERA RATA O AOTEAROA
MEDICAL COUNCIL OF NEW ZEALAND

Protecting the public, promoting good medical practice

Te tiaki i te iwi whānui me te whakatairanga pai i te mahi e pā ana ki te taha rongoā

This guide will help you complete your workforce survey.

If you have any questions about completing the workforce survey please contact us at pc@mcnz.org.nz



CONTENTS



THE WORKFORCE SURVEY	2
Typical working week	2
Multiple worksites	3
Hours worked	3
Hours, weeks, reasons	3
Ethnic group	3
Workforce information	4
WORK TYPES CODES	5
Branches of medicine and work type codes	5
CONTACT DETAILS	12

The Workforce Survey

The Council is responsible for collecting medical workforce information each year. In addition to providing workforce statistics to the Ministry of Health, the Council has also assisted individual researchers and special interest groups. Your cooperation in this exercise is essential — the commitment to a high response rate and accurate reporting is important as government policy decisions are based on the data.

The Council owns the database and protects its confidentiality vigorously. We do not release unit data to the Ministry and information derived from the survey is not published where results show numbers fewer than four. New Zealand is a small country and this prevents the identification of individual doctors.

Researchers can apply for access to survey data. Research projects must meet our ethical and confidentiality criteria and must be compatible with the survey objectives which are to obtain 'statistical information on structure and trends in the medical workforce'.

If you wish to apply for access to survey data, or to suggest improvements to the survey, please write to the Registrar separately.

Typical working week

This is the key area of the questionnaire as it focuses specifically on the employment of doctors in medical (including non-clinical) work in New Zealand during the year. You are asked to complete up to three columns covering your worksite(s) in a typical working week.

Please use the codes provided on the survey form and in this guide to assist you.



Multiple worksites

Do not enter multiple worksites you have worked in at different times throughout the year — the hours and work type should be those of one typical week. If you worked at more than three sites in that week, combine the fourth and any other sites in the third column.

Hours worked

Along with work type, you are asked to enter the actual hours (or part hours) you work in that vocational group in a typical working week. Do not describe your work by tenths, as this masks the equivalent full-time hours worked if the week worked is longer than 40 hours.

‘Hours worked’ includes all hours actually worked, whether in normal working hours or while on call. We have included a separate question to identify additional hours doctors are on call but not actually working.


Hours, weeks, reasons

This section asks you to state briefly the reason(s) if your participation in the New Zealand workforce was less than full time last year.

Ethnic group

Statistics New Zealand states:

‘the term ethnic group has a wide meaning. It is not the same as nationality, race, or place of birth. Ethnic groups are ... people who have culture, language, history, or traditions in common. These people have a “sense of belonging” to the group, which may not be based on birth. It is possible to belong to more than one ethnic group. At different times of their life people may wish to identify with other groups.’



Workforce information

For assistance or enquiries about what information is available, contact:

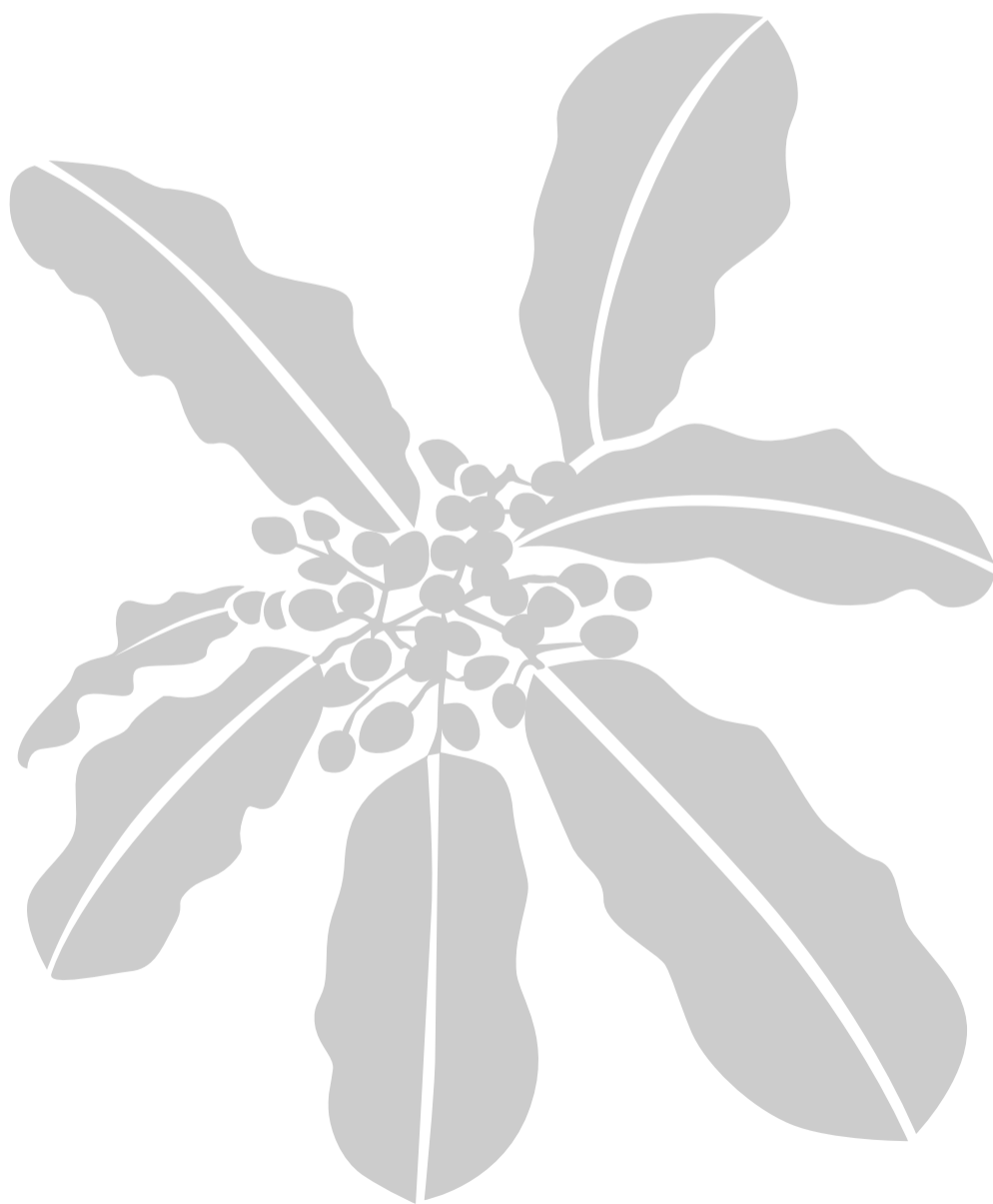
Analytical Services
National Collections & Reporting
National Health Board
PO Box 1043
Wellington

Email: data-enquiries@moh.govt.nz

Website: www.moh.govt.nz

Phone: 04 816 2850

To speak to the Council's information systems analyst
phone 04 381 6813 or 0800 286 801 extension 813.



Work Types

A comprehensive list of codes for the major work types has been compiled. Codes have been used to try to avoid transcription errors. You will see that the codes have been grouped together under the major areas of medical work.

These branches of medicine are generally based on vocational scopes of practice, except for the categories 'basic medical science', 'primary care (other than general practice)', 'other surgical sub-specialties' and inclusion of management in 'public health medicine' which are marked. ■

The word 'specialist' should not be used on its own.

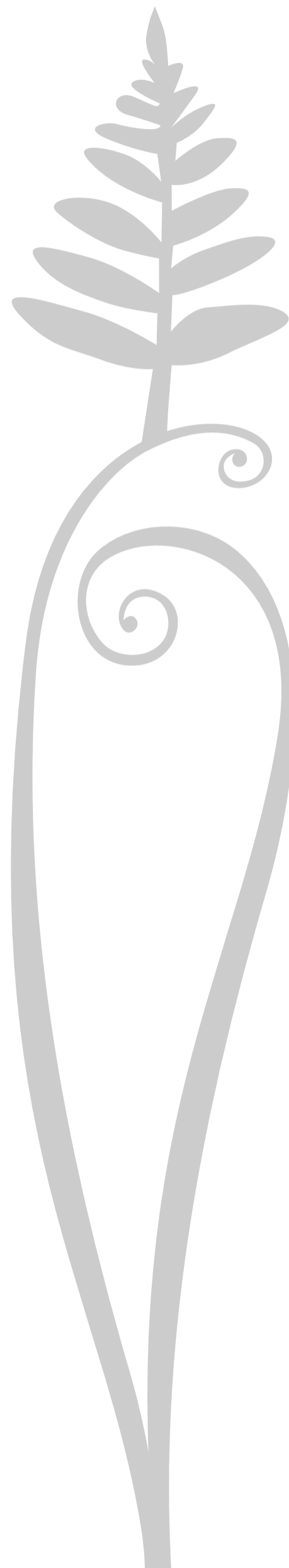
Choose the general category for your work type code unless the majority of your work is better identified by another description. Involvement in non-clinical work (including teaching and research) will be deduced from the 'employer' nature of data provided, for example, university, government agency, or professional body.

Branches of medicine and work type codes

Choose one code which best describes your practice at each worksite. Choose the general category for your work type code unless the majority of your work is better identified by another description.




Branch	Code	Detailed work type
Anaesthesia	A-G	General
	A-P	Pain management
■ Basic medical science (ie, largely work not involving, patient contact) (see Public health for epidemiology and psychiatry for psychological medicine)	B-A	Anatomy
	B-B	Biochemistry
	B-G	Genetics
	B-MP	Medical physics
	B-PA	Pathology (include Microbiology)
	B-N	Nutrition
	B-PH	Nutrition
	B-PY	Pharmacology
	B-T	Physiology Toxicology
Clinical genetics	CG	General
Dermatology	D	General
Diagnostic and interventional radiology	DR-G	General radiology
	DR-C	Cardiac radiology
	DR-I	Interventional radiology
	DR-M	Mammography
	DR-NR	Neuroradiology
	DR-P	Paediatrics radiology
	DR-S	Skeletal radiology
	DR-U	Ultrasound
DR-V	Vascular radiology	
Emergency medicine	EM	General
Family planning/ reproductive health	FP	General
General practice	GP	General (see also the Primary care category)
House Officer	HOR	House officer rotations
Intensive care	IC	General medicine



Branch	Code	Detailed work type	
Internal medicine	I-G	General	
	I-C	Cardiology	
	I-D	Diabetology	
	I-E	Endocrinology	
	I-GA	Gastroenterology	
	I-GM	Geriatric medicine	
	I-H	Haematology (also under Pathology)	
	I-IM	Immunology (also under Pathology)	
	I-ID	Infectious diseases	
	I-MG	Medical genetics	
	I-MO	Medical oncology	
	I-P	Clinical Pharmacology (also under basic medical science)	
	I-NP	Nephrology	
	I-NU	Neurology	
	I-NM	Nuclear medicine	
	I-PM	Physical medicine	
	I-RM	Respiratory medicine	
	I-RH	Rheumatology	
	Medical	MA	General administration (see Public health)
	Musculoskeletal	MS	General medicine



Branch	Code	Detailed work type
Obstetrics and gynaecology	OG	General obstetrics and gynaecology
	OG-O	General obstetrics
	OG-G	General gynaecology
	OG-C	Colposcopy
	OG-F	Maternal foetal medicine
	OG-GO	Gynaecological oncology
	OG-R	Reproductive endocrinology and infertility
	OG-UL	Ultrasound
	OG-UR	Urogynaecology
Occupational general medicine	OM	General
	OM-AM	Aviation medicine Armed services medicine
	OM-AS	Occupational toxicology
	OM-O	
Ophthalmology	OP	General
Oral & maxillofacial Surgery	OMS	General
Paediatrics	PD-G	General
	PD-O	Other sub-specialty (cardiology, developmental, gastroenterology, intensive care, nephrology, neurology, oncology, respiratory)
	PD-B	Behavioural paediatrics
	PD-C	Community paediatrics
	PD-N	Neonatal paediatrics
	PD-P	Perinatal medicine
Pain medicine	PI	General
Palliative medicine	PM	General



Branch	Code	Detailed work type
Pathology	PA-G	General pathology
	PA-B	Biochemical or chemical pathology
	PA-CY	Cytopathology
	PA-F	Forensic pathology
	PA-HI	Histopathology
	PA-IM	Immunology (also under Internal medicine)
	PA-M	Microbiology
	PA-V	Virology
■ Primary care	PC-G	General (other than General A & E Services/ Accident & medical services practice)
	PC-AE	(see also Urgent care)
	PC-AL	Allergy
	PC-CO	Counselling
	PC-PM	Prison medicine
	PC-SC	Skin Cancer
	PC-SH	Student health
	PC-TM	Travel medicine
	PC-CM	Complementary medicine (acupuncture, etc)
	PC-O	Other (eg, insurance continued examination, ACC assessor, medical assessor, manipulative medicine, pain management, or other clinical work in primary care not otherwise specified)



Branch	Code	Detailed work type
Psychiatry	PS-G	General psychiatry
	PS-CA	Child and/or adolescent psychiatry
	PS-CM	Community psychiatry
	PS-D	Drug dependency (including alcoholism)
	PS-F	Forensic psychiatry
	PS-L	Liaison psychiatry
	PS-GR	Psychogeriatrics
	PS-PM	Psychological medicine
	PS-PP	Intellectual disability
	PS-PT	Psychotherapy
Public health medicine & Epidemiology management (see also Medical administration)	PH-G	General public health
	PH-E	Epidemiology
	PH-P	Health policy
	PH-SD	Public health service delivery
	PH-M	Public health to Māori
	PH-J	Medical journalism
	PH-SR	Health services research
	M-SM	Health services management (public and private sector)
	M-W	Health workforce policy/management (including Medical Council, regulatory health issues)
	M-I	Medical informatics
Radiation oncology	RO	General (previously Radiotherapy)
Rehabilitation medicine	RM	General
Rural hospital medicine	RH	General



Branch	Code	Detailed work type
Sexual health medicine	SH	General
	SH-V	Venereology
Sports medicine	SM	General
Surgery	S-G	General
	S-CT	Cardiothoracic
	S-N	Neurosurgery
	S-OM	Oral and maxillofacial
	S-OR	Orthopaedic
	S-OL	Otolaryngology head and neck
	S-PA	Paediatric
	S-PL	Paediatric
	S-U	Plastic and reconstructive
	S-V	Urology
	S-V	Vascular
Surgery – other	S-B	Breast surgery
	S-CR	Colorectal surgery
	S-T	Transplant surgery
	S-UG	Upper gastro-intestinal tract surgery
	S-OT	Other sub-specialties (eg endocrine, hair transplant, etc)
Urgent care (formerly Accident and medical practice) – also see Primary care	AMP	General
Urology	U	General



Contact details

Medical Council of New Zealand

Level 6, 80 The Terrace
P O Box 10509, The Terrace
Wellington 6143

PHONE +64 4 384 7635

FREEPHONE 0800 286 801

EMAIL pc@mcnz.org.nz

WEBSITE www.mcnz.org.nz

Updated May 2016

